

Proton CT – Development of a medical imaging tool

Ákos Sudár

BME Mechanical Engineer



M Ű E G Y E T E M 1 7 8 2



Supervisor:

Mónika Varga-Kófaragó, PhD.

Wigner FK, RMI High Energy Experimental Particle and Heavy Ion Physics

Balaton Workshop, 18/06/2019

This research was supported by NKFIH/OTKA K 120660

Cancer

- It causes 26% of all deaths in Hungary
- Usual treatment of cancer:
 - Surgery
 - Radiotherapy
 - Chemotherapy



K. Peach, Heavy Ions in Science and Health workshop, Bergen, 2012

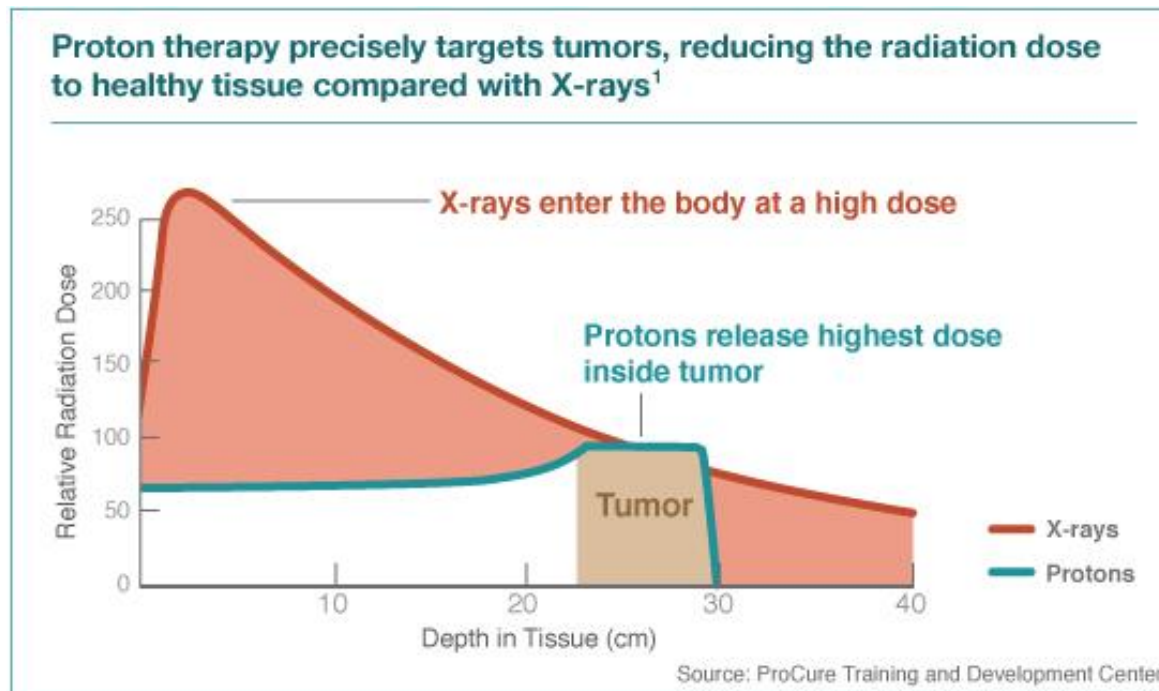
X-ray or hadron

Hadron

- 80 hadron treatment center in the world
- Lower dose in the healthy tissues

X-ray

- Worldwide used technology
- Cheaper equipment



Efstathiou, J A, Gray, P J & Zietman, A L
Proton beam therapy and localised prostate cancer: current status and controversies
British Journal Of Cancer volume 108, pages 1225-1230 (02 April 2013)

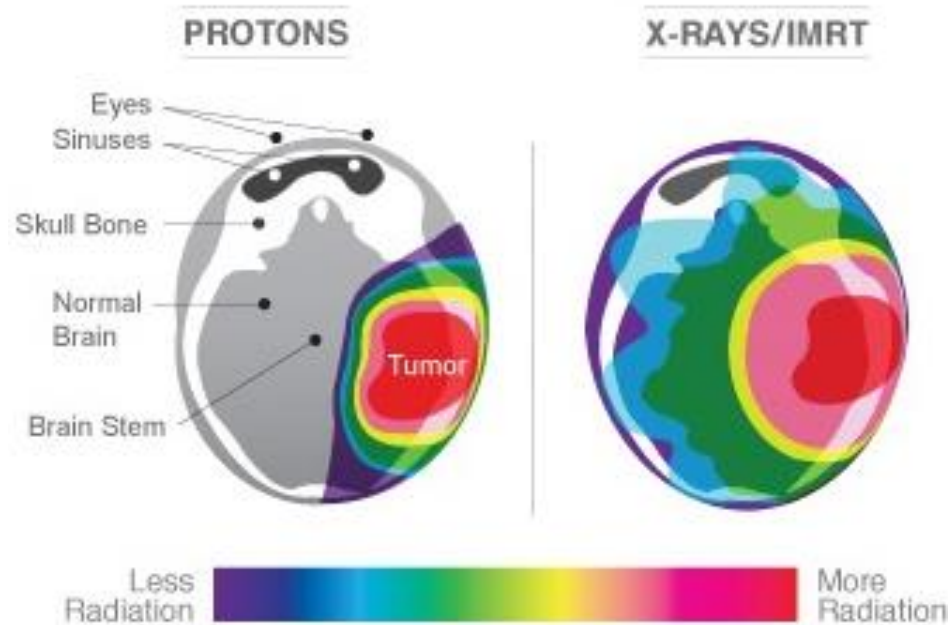
X-ray or hadron

Hadron

- 80 hadron treatment center in the world
- Lower dose in the healthy tissues

X-ray

- Worldwide used technology
- Cheaper equipment



Source: ProCure Training and Development Center

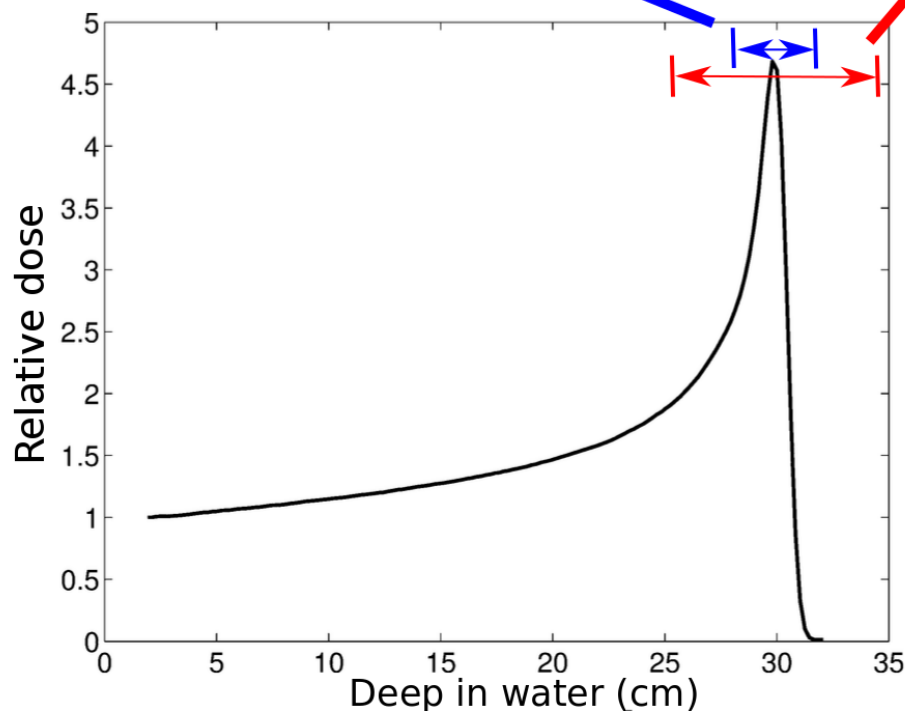
X-ray CT or proton CT

Proton CT

- New imaging tool
- The error of the energy loss is one order of magnitude lower

X-ray CT

- Available imaging tool
- About 3-4% error in the energy loss



Bergen pCT collaboration

- The goal of the collaboration is to develop a proton CT (pCT)
- The collaboration was established in 2017

Organisation

- UiB, HiB, HUS
- Utrecht University
- DKFZ Heidelberg
- Wigner, Budapest

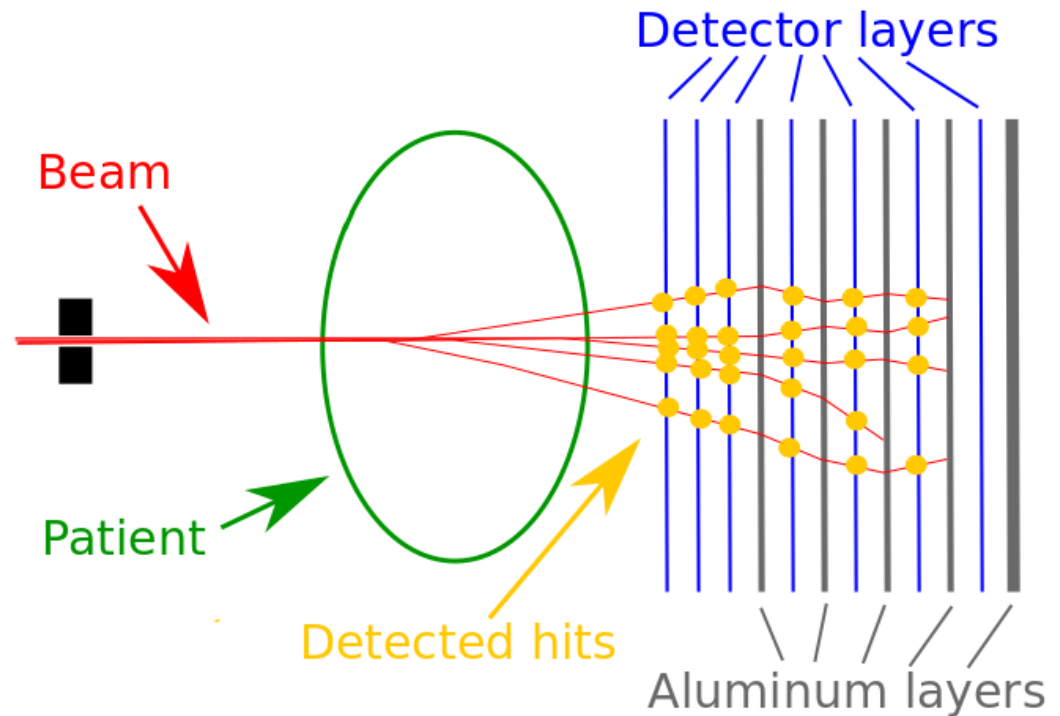


Proton CT and calorimeter

- Calorimeter is a detector to measure the energy of a particle
- Calorimeter is a crucial part of the proton CT


Expectations:

- Good resolution
- Fast readout
- Reliability
- $10^7 - 10^9 \frac{\text{particle}}{\text{second}}$



ALPIDE

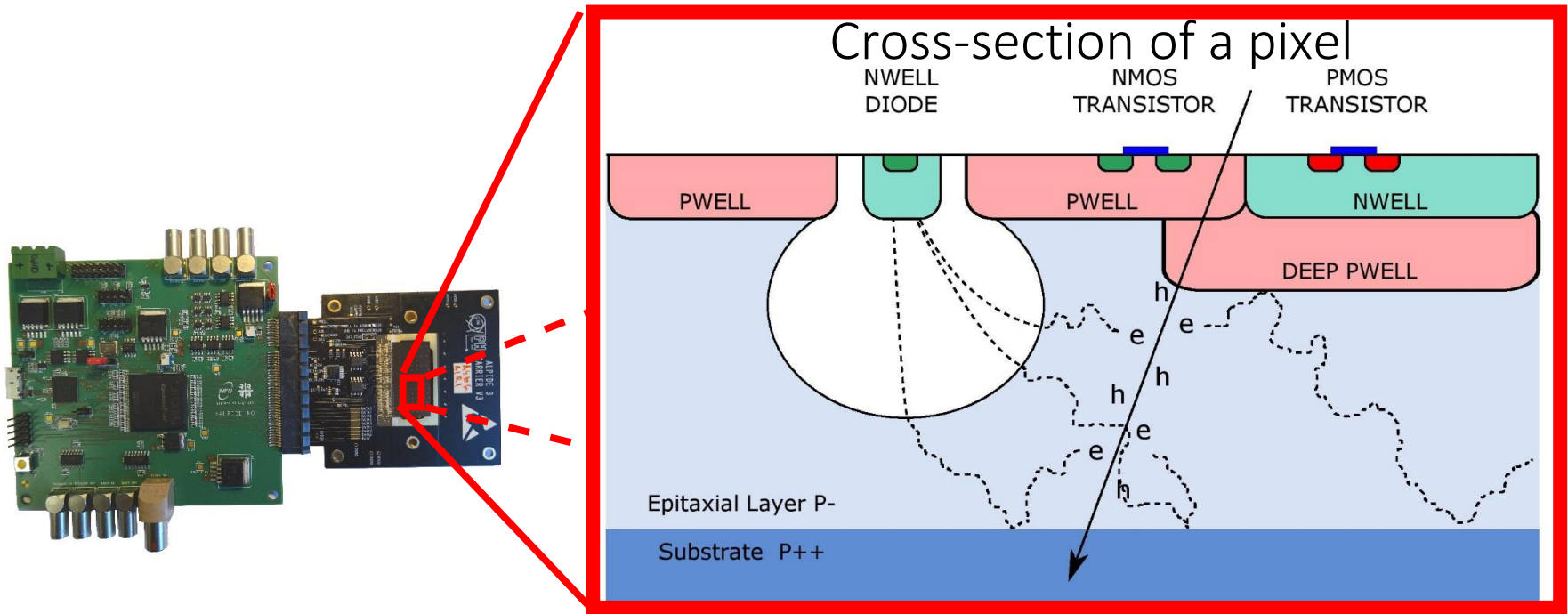
- The ALPIDE was developed for the upgrade of ALICE in 2019-2020
- ALPIDE meets the expectations of pCT



Mónika Varga-Kőfaragó,
Anomalous Broadening of Jet-
Peak Shapes in Pb-Pb
Collisions and
Characterization of
Monolithic Active Pixel
Sensors for the ALICE Inner
Tracking System Upgrade
(2018)

ALPIDE

- MAPS: the sensitive layer and the readout electronics is on the same wafer
- The ALPIDE is a MAPS type, digital silicon pixel detector
- The electrons can move with diffusion in the sensitive layer
- Cluster: the conglomerate of the pixels fired by the same particle

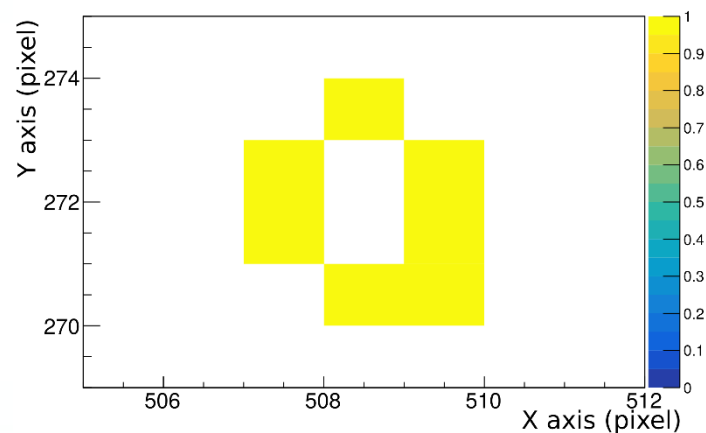
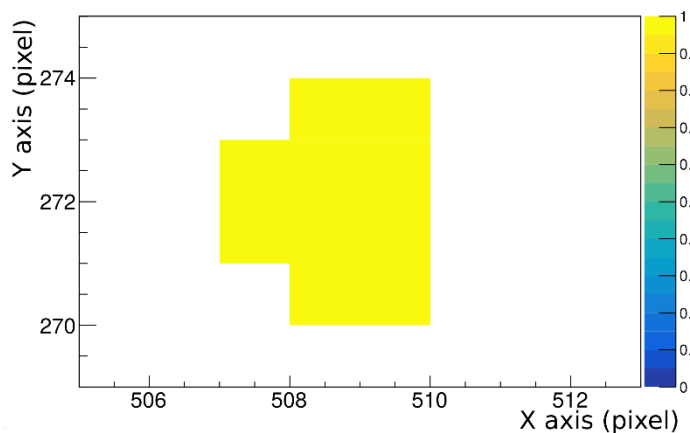


Mónika Varga-Kőfaragó, Anomalous Broadening of Jet-Peak Shapes in Pb-Pb Collisions and Characterization of Monolithic Active Pixel Sensors for the ALICE Inner Tracking System Upgrade (2018)

ALICE Collaboration, "Technical Design Report for the Upgrade of the ALICE Inner Tracking System", Tech. Rep. CERN-LHCC-2013-024. ALICE-TDR-017, CERN, Geneva, Nov, 2013.


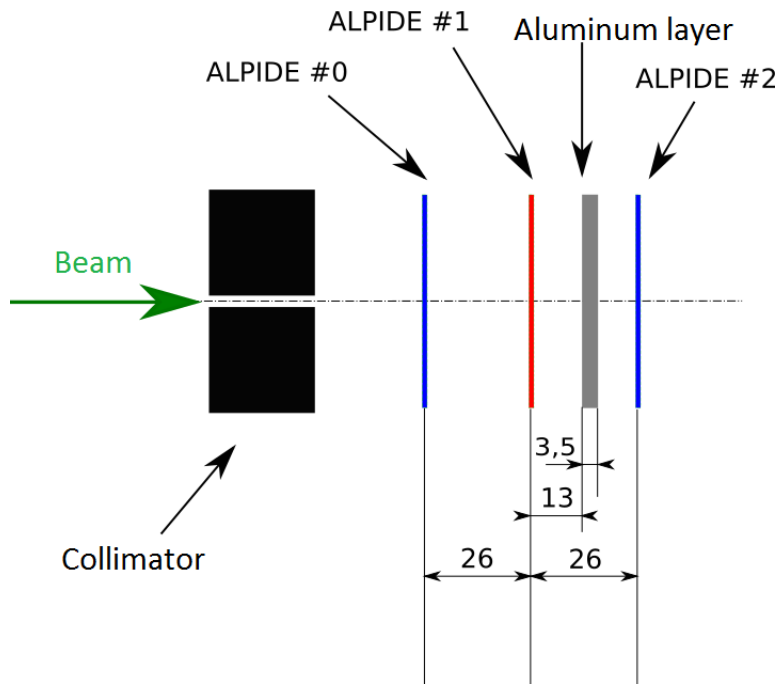
ALPIDE

- Event: one read out of the detector(s)
- The analog signal is available for long time
- If the readout fast, we see clusters twice or more

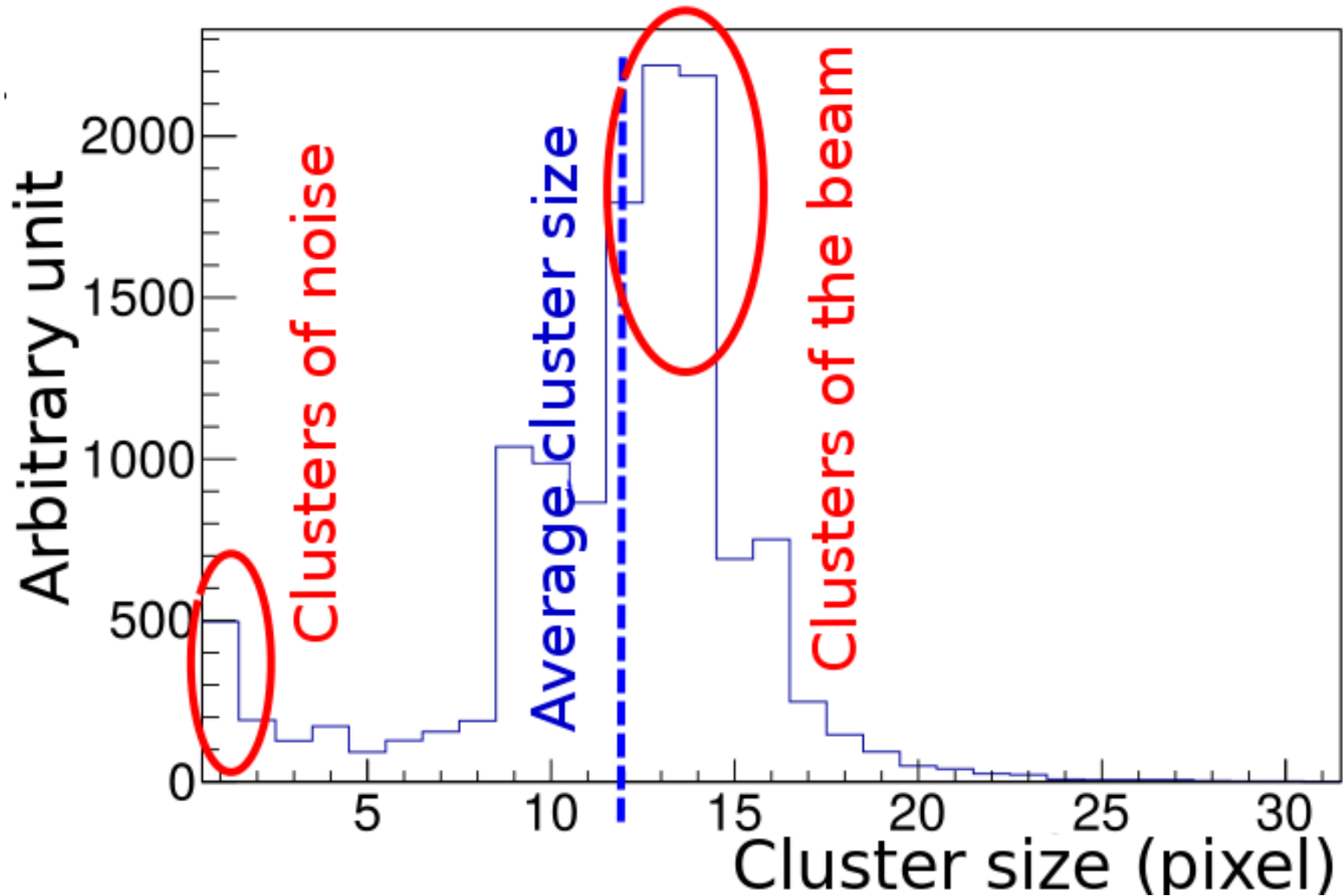


Measurement

- Heidelberg Ion-Beam Therapy Center (HIT) in Germany
- Proton in 80 kHz
- Alpha particle in 20 kHz
- Around $4 \cdot 10^3 \frac{\text{particle}}{\text{second}}$, $50 - 220 \frac{\text{MeV}}{u}$

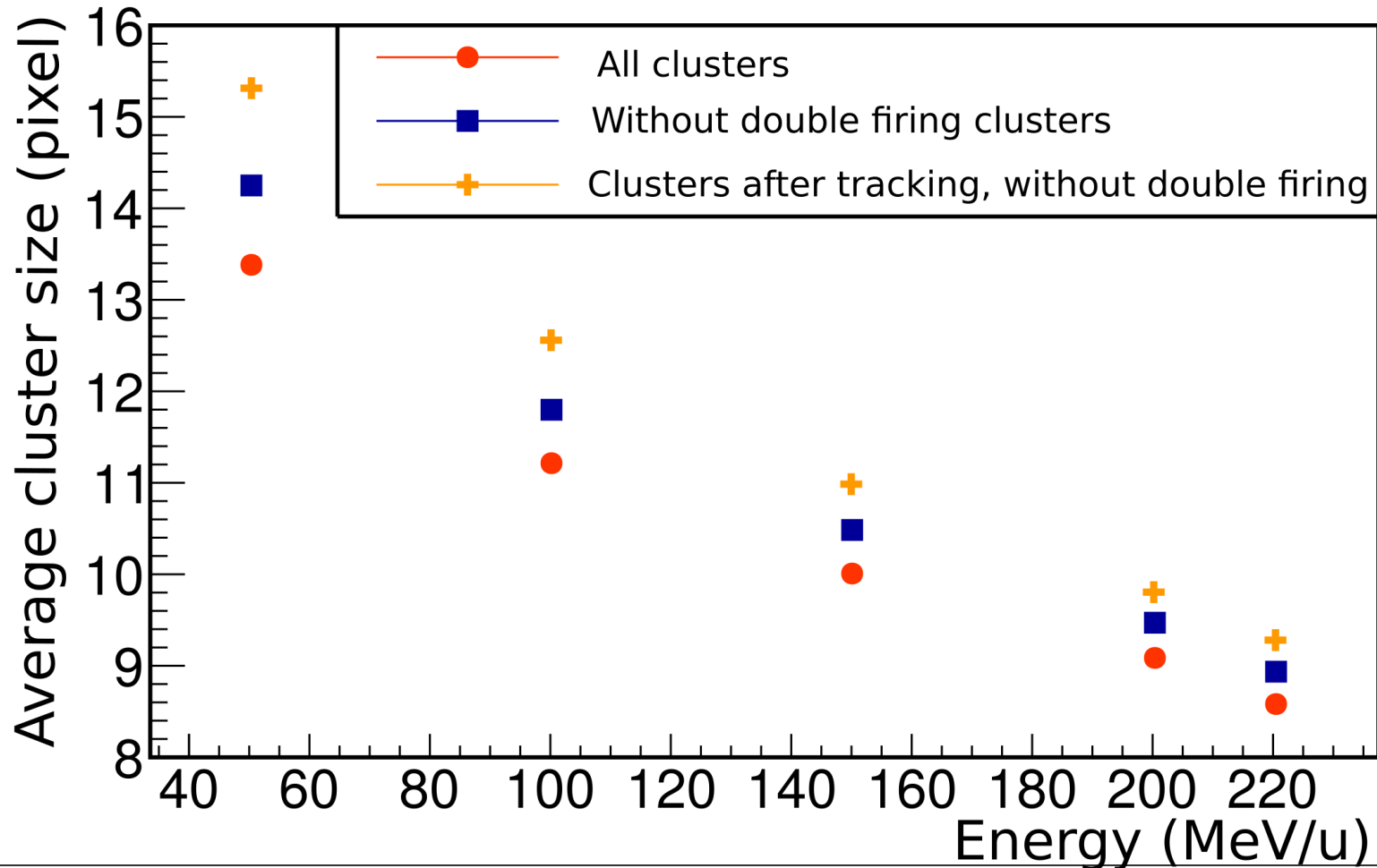


Cluster size distribution



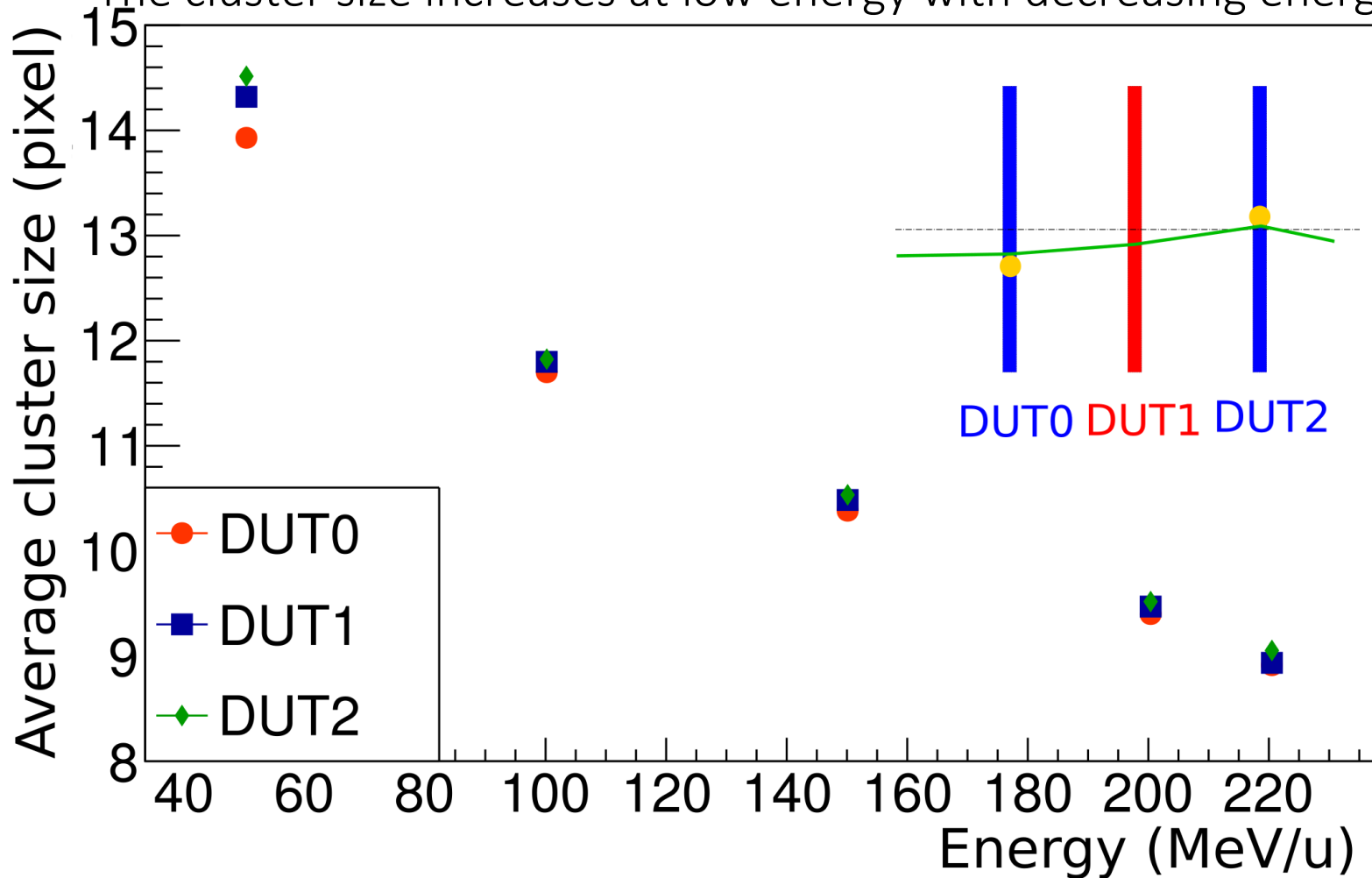
Cluster size energy dependency

- If the energy increases, the average cluster size decreases
- The filter algorithms has a big effect on the average cluster size



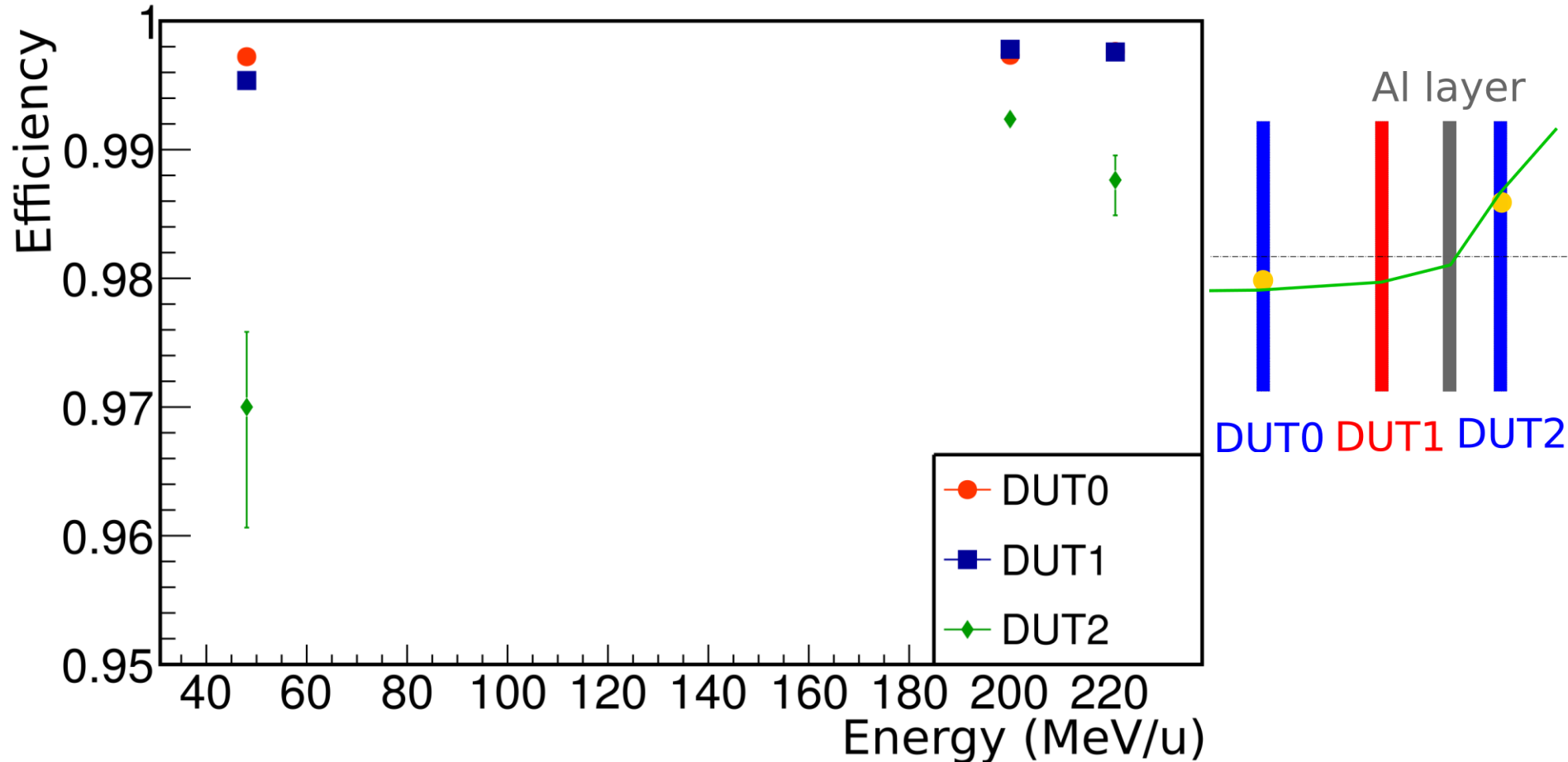
Cluster size in all layers

- Cluster size is about the same at high energy
- The cluster size increases at low energy with decreasing energy



Efficiency of detection

- Expectation: higher than 99%, based on earlier measurements
- We measured it is higher than 99% also in low energy in case of protons
- The tracking algorithm works with aluminum degrader as well



Summary

- The goal of Bergen pCT Collaboration is to develop a pCT
- It is necessary to develop a suitable calorimeter
- Sampling calorimeter made up from alternating ALPIDE and aluminum degrader layers
- We have tested a prototype made of three layer
- Results of this measurement:
 - The average cluster size depends on the energy of the particle
 - The average cluster size has a huge dispersion (based on physics)
 - The efficiency of detection is higher than 99% in case of proton
 - The efficiency is lower than 99% in case of alpha particle, so we continue the optimization of the algorithms used for the data analysis

Summary

- The goal of Bergen pCT Collaboration is to develop a pCT
- It is necessary to develop a suitable calorimeter
- Sampling calorimeter made up from alternating ALPIDE and aluminum degrader layers
- We have tested a prototype made of three layer
- Results of this measurement:
 - The average cluster size depends on the energy of the particle
 - The average cluster size has a huge dispersion (based on physics)
 - The efficiency of detection is higher than 99% in case of proton
 - The efficiency is lower than 99% in case of alpha particle, so we continue the optimization of the algorithms used for the data analysis

• Thank you for your attention!